

440 / 441

NON INSULATED INSULATED

doorLink
Manufacturing, Inc.®

Long Grooved Panel 24 Gauge

CARRIAGE HOUSE PANELS



↑ DESERT TAN | STOCKBRIDGE WINDOW




↑ WHITE | STOCKTON WINDOW

Long Grooved Panel

Constructed of top quality materials, highly detailed long grooved panel, deep pebble grain texture, and two coat prefinished paint system all combine to enhance the beauty of your home.

- 24 gauge steel
- 1.0 mil paint with 8 color options
- 6 window options
- R-value 6.85 **441 Feature*
- Vinyl interior skin **441 Feature*



WHITE

ALMOND

DESERT TAN

SANDSTONE

BROWN

GRAY

BLACK

WALNUT

**Colors may vary from actual product*


3640

INSULATED SANDWICH




Long Grooved Panel 3 Layer Sandwich

CARRIAGE HOUSE PANELS



OAK | WYNDBRIDGE WINDOW



WHITE | STOCKTON WINDOW

Long Grooved Panel

2" thick insulated steel sandwich panel constructed of top quality materials. Highly detailed long grooved panel, deep pebble grain texture, and two coat prefinished paint system all combine to enhance the beauty of your home.

- 2" thick insulated 3 layer sandwich panel
- 1.0 mil paint with 10 color options
- 6 window options
- R-value 10.25
- Steel interior skin



WHITE



ALMOND



DESERT TAN



SANDSTONE



BROWN



GRAY



BLACK



OAK



WALNUT



DRIFTWOOD

**Colors may vary from actual product*